


Junior Country match Holland - Germany - Norway

november 29 - 30, 2008



PROTOCOL



kunstijsbaan • sporthal • racketcentrum

Kunstijsbaan Breda

GEWEST

Noord Brabant - Limburg - Zeeland

KNSB



KNSB



Organizing committee

Chairman	Frans Leijnse
Secretary	Jolanda Wortel
Budgetary control	Heleen Uithoven
Jury and care	Bob Bego
PR and publicity	Kees Kanters
Competition affairs	Frank Zwitter
ICT and drawings	Thomas Klein

Members of the jury

	Saturday, November 29	Sunday, November 30
Competition manager	Frank Zwitter	Frank Zwitter
Jury coordinator	Bob Bego	Bob Bego
Referees	Jan van Niejenhuis Bert Timmerman	Jan van Niejenhuis Bert Timmerman
Starters	Rob Hemmes Jan Pieter Ekkerman	Rob Hemmes Jan Pieter Ekkerman
Faulty starts	Jan van Evelingen Wal van de Corput	Jan van Evelingen Sjaak Commandeur
Holder	Geert van Tetering	Cees de Klerk
Ass. starters	Toon van Beek Ria Coenen	Toon van Beek Ria Coenen
Track stewards	Tom van Kuik Pieternel van Wanrooy Goof Huijben Patrick Wortel	Goof Huijben Patrick Wortel Pieternel van Wanrooy Peter Mesu
Crossingcontrol	Albert Terpstra	Albert Terpstra
Speakers	Irene de Munck Wendy op de Beek	Irene de Munck Wendy op de Beek
Race secretariat	Teun Schiphouwer Jolanda Wortel	Teun Schiphouwer Jolanda Wortel
Internet	Thomas Klein	Thomas Klein
Elec. timekeeping	Hans Gijsen	Hans Gijsen
Secretary elec. timekeeping	Rien de Munck	Rien de Munck

Members of the jury (continued)	Saturday, November 29	Sunday, November 30
Chief manual timekeeping	Rob de Jong Koos Meijer	Jan 't Hart Koos Meijer
Manual timekeeping	Jasper Ras Marion Dauwerse Jo Remijnse Maarten Neijenhuijs Joost Raeymaekers Marijke Bakx Wendy van Lubek Renée Jongerius	Jasper Ras John van de Corput Jo Remijnse René Luijten Joost Raeymaekers Dirk Moes Wendy van Lubek Petra Reijnders
Track markings	Mariëlle Rockland Timo Eussen Stein van Kuik Maxim Neijenhuijs	Linda Klein Timo Eussen Lars van de Corput Ewout Buijs
Security guards	Ed Huisman Piet Marijnissen	Gert de Heer Piet Marijnissen
Information desk	Margreet Baakman Josephine Neijenhuijs	Margreet Baakman Els Mesu
Official protocol	Mia Trompenaars Ilse Uithoven	Bea Jansen Ilse Uithoven
Jury services	Bea Jansen Bob Bego	Bea Jansen Bob Bego
Doctor	Theo van Geldorp	Theo van Geldorp
First aid	Tom Hendrickx	John Beele
Team stewards	Hans Uithoven (NED) Marja Klein (GER) Titia Schiphouwer (NOR)	Hans Uithoven (NED) Marja Klein (GER) Titia Schiphouwer (NOR)
Technical service	Optisport	Optisport

Date: 29-11-2008 List of competitors Start: 18.30

Nr	Nat.ref	Competitor	Cl	Cat	Nat.	Group
1	HV31425	Reina Anema	0	DC2	NED	1
2	AS42238	Annemarie Boer	0	DC2	NED	1
3	DH35604	Julia Berentschot	1	DC2	NED	1
4	DH35575	Nina van Tol	1	DC2	NED	1
5	ZX30454	Doreen Lamb	0	DC2	GER	1
6	ZZ16206	Jessica Beckert	0	DC1	GER	1
7	ZX30459	Theresa Beran	0	DC2	GER	1
8	ZX30348	Stefanie Naumann	0	DC2	GER	1
9	ZX44060	Anne Gulbrandsen	0	DC2	NOR	1
10	ZX44200	Sofie Karoline Haugen	0	DC1	NOR	1
11	ZX44043	Ellen Bjertnes	0	DC1	NOR	1
12	ZX44201	Marte Vatn	0	DC1	NOR	1
13	GR30992	Lennart Velema	1	HC2	NED	2
14	DH11111	Kai Verbij	1	HC1	NED	2
15	NY60869	Luuc Bugter	0	HC2	NED	2
16	HV14158	Bjorn Bakker	0	HC2	NED	2
17	ZZ16200	Florian Kraft	0	HC2	GER	2
18	ZX30347	Maximilian Dziwoki	0	HC2	GER	2
19	ZZ16201	Hannes Sauerteig	0	HC2	GER	2
20	ZX30455	Timo Tresp	0	HC2	GER	2
21	ZX44217	Siemen Spieler Nilsen	0	HC2	NOR	2
22	ZZ16207	Viktor Nybråten	0	HC2	NOR	2
23	ZZ16208	Fredrik Nybråten	0	HC1	NOR	2
24	ZZ16209	Runar Njåtun Krøjer	0	HC1	NOR	2
25	DV04170	Lotte van Beek	1	DB2	NED	3
26	DH42235	Julia van Gardingen	1	DB2	NED	3
27	GR30013	Bo van der Werff	1	DB1	NED	3
28	GR21079	Manon Kamminga	1	DB2	NED	3
29	ZZ16212	Michele Metz	0	DB1	GER	3
30	ZZ16202	Miriam Neumann	0	DB1	GER	3
31	ZX30189	Vivien Fischer	0	DB2	GER	3
32	ZX44256	Milana Evsikova	0	DB1	GER	3
33	ZX30294	Maiken Nervik	0	DB1	NOR	3
34	ZX44224	Heidi Ruistuen	0	DB1	NOR	3
35	ZZ16210	Mari Grøslund	0	DB2	NOR	3
36	ZX44079	Suzanne van Megen	0	DB2	NOR	3
37	UT03250	Jeffrey van Norden	0	HB1	NED	4
38	DH41009	Frank Hermans	1	HB2	NED	4
39	AS65076	Jasper Bovenhuis	0	HB2	NED	4
40	BR02129	Aron Romeijn	1	HB2	NED	4
41	ZX30190	Franz Weickert	0	HB2	GER	4
42	ZZ16203	Lukas Tauchmann	0	HB1	GER	4
43	ZZ16204	Johannes Kahlich	0	HB2	GER	4
44	ZZ16205	Julian Pissang	0	HB2	GER	4
45	ZZ16211	Håvard Lorentzen	0	HB1	NOR	4
46	ZX30069	Henrik Hvesser	0	HB2	NOR	4
47	ZX30290	Andreas Minge	0	HB2	NOR	4
48	ZX44084	Mattis Bergh	0	HB2	NOR	4

Group	Description + Distance(s)
1	Ladies Junior C 500(1)/1000(5)/500(9)/1500(13)
2	Men Junior C 500(2)/1500(6)/1000(10)/3000(14)
3	Ladies Junior B 500(3)/1500(7)/1000(11)/3000(15)
4	Men Junior B 500(4)/1500(8)/1000(12)/3000(16)

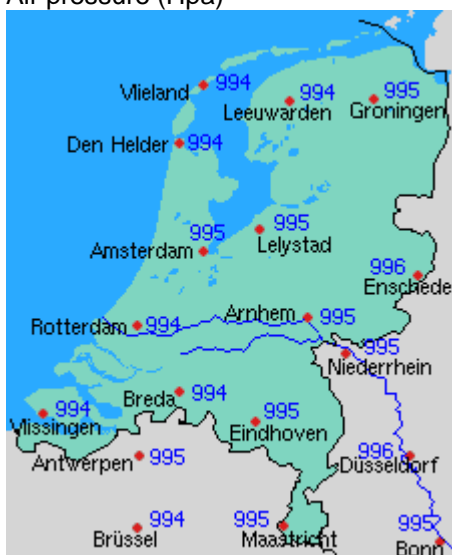
Competitors: 48

Weather conditions Icerink Breda on 29 November 2008. Time 18:00 hour local time+

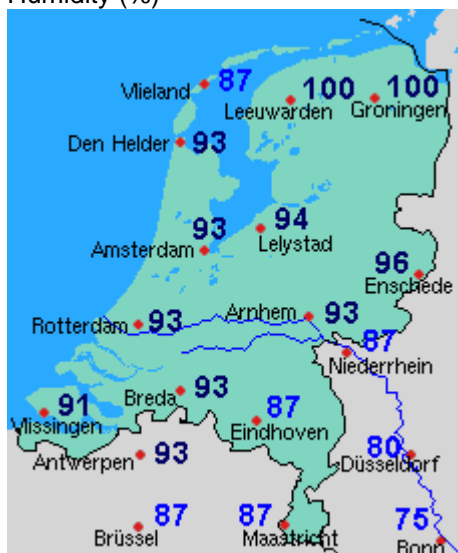
Temperature (oC)



Air pressure (Hpa)



Humidity (%)



Precipitation (mm)



Date: 29-11-2008

Final results

Print: 29-11-2008 20:49

1: Ladies Junior C 500 meter.

Pos	Nr	Competitor	Cat	Nat.	Pair	Tr	Pnt	Time	Behind	Info
1	1	Reina Anema	DC2	NED	6	I	22	42.69	42.690	
2	3	Julia Berentschot	DC2	NED	5	O	20	43.29	43.290	0.600
3	5	Doreen Lamb	DC2	GER	4	O	18	43.38	43.380	0.690
4	4	Nina van Tol	DC2	NED	4	I	16	43.51	43.510	0.820
5	9	Anne Gulbrandsen	DC2	NOR	6	O	14	44.74	44.740	2.050
6	2	Annemarie Boer	DC2	NED	3	O	12	44.90	44.900	2.210
7	10	Sofie Karoline Haugen	DC1	NOR	2	O	10	45.33	45.330	2.640
8	8	Stefanie Naumann	DC2	GER	5	I	8	45.62	45.620	2.930
9	12	Marte Vatn	DC1	NOR	3	I	6	46.05	46.050	3.360
10	6	Jessica Beckert	DC1	GER	2	I	4	46.49	46.490	3.800
11	7	Theresa Beran	DC2	GER	1	O	2	46.91	46.910	4.220
12	11	Ellen Bjertnes	DC1	NOR	1	I	1	47.25	47.250	4.560

2: Men Junior C 500 meter.

Pos	Nr	Competitor	Cat	Nat.	Pair	Tr	Pnt	Time	Behind	Info
1	13	Lennart Velema	HC2	NED	12	I	22	39.73	39.730	
2	14	Kai Verbij	HC1	NED	11	O	20	40.66	40.660	0.930
3	21	Siemen Spieler Nilsen	HC2	NOR	7	I	18	40.79	40.790	1.060
4	18	Maximilian Dziwoki	HC2	GER	7	O	16	40.98	40.980	1.250
5	15	Luuc Bugter	HC2	NED	9	I	14	41.34	41.340	1.610
6	16	Bjorn Bakker	HC2	NED	8	O	12	41.58	41.580	1.850
7	22	Viktor Nybråten	HC2	NOR	9	O	10	41.69	41.690	1.960
8	20	Timo Tresp	HC2	GER	10	O	8	42.76	42.760	3.030
9	23	Fredrik Nybråten	HC1	NOR	10	I	6	43.14	43.140	3.410
10	17	Florian Kraft	HC2	GER	11	I	4	43.20	43.200	3.470
11	19	Hannes Sauerteig	HC2	GER	8	I	2	43.28	43.280	3.550
12	24	Runar Njåtun Krøjer	HC1	NOR	12	O	1	44.00	44.000	4.270

3: Ladies Junior B 500 meter.

Pos	Nr	Competitor	Cat	Nat.	Pair	Tr	Pnt	Time	Behind	Info
1	25	Lotte van Beek	DB2	NED	13	O	22	41.90	41.900	
2	27	Bo van der Werff	DB1	NED	14	I	20	42.05	42.050	0.150
3	26	Julia van Gardingen	DB2	NED	18	I	18	42.38	42.380	0.480
4	28	Manon Kamminga	DB2	NED	15	O	16	42.99	42.990	1.090
5	31	Vivien Fischer	DB2	GER	16	I	14	43.93	43.930	2.030
6	29	Michele Metz	DB1	GER	17	O	12	43.97	43.970	2.070
7	30	Miriam Neumann	DB1	GER	13	I	10	44.51	44.510	2.610
8	32	Milana Evsikova	DB1	GER	18	O	8	44.68	44.680	2.780
9	33	Maiken Nervik	DB1	NOR	15	I	6	45.28	45.280	3.380
10	35	Mari Grøslund	DB2	NOR	16	O	4	46.49	46.490	4.590
11	34	Heidi Ruistuen	DB1	NOR	14	O	2	46.83	46.830	4.930
12	36	Suzanne van Megen	DB2	NOR	17	I	1	46.93	46.930	5.030

4: Men Junior B 500 meter.

Pos	Nr	Competitor	Cat	Nat.	Pair	Tr	Pnt	Time	Behind	Info
1	40	Aron Romeijn	HB2	NED	22	O	22	38.93	38.930	
2	38	Frank Hermans	HB2	NED	24	I	20	39.55	39.550	0.620
3	41	Franz Weickert	HB2	GER	19	I	18	39.66	39.660	0.730
4	48	Mattis Bergh	HB2	NOR	21	O	16	39.69	39.690	0.760
5	47	Andreas Minge	HB2	NOR	20	I	14	39.76	39.760	0.830
6	37	Jeffrey van Norden	HB1	NED	21	I	12	39.93	39.930	1.000
7	45	Håvard Lorentzen	HB1	NOR	19	O	10	40.09	40.090	1.160
8	39	Jasper Bovenhuis	HB2	NED	23	O	8	40.61	40.610	1.680
9	46	Henrik Hvesser	HB2	NOR	22	I	6	40.67	40.670	1.740
10	42	Lukas Tauchmann	HB1	GER	23	I	4	40.68	40.680	1.750
11	43	Johannes Kahlich	HB2	GER	20	O	2	41.59	41.590	2.660
44		Julian Pissang	HB2	GER	24	O		DQ		DQ

Date: 29-11-2008

Final results

Print: 29-11-2008 21:20

5: Ladies Junior C 1000 meter.

Pos	Nr	Competitor	Cat	Nat.	Pair	Tr	Pnt	Time	Behind	Info
1	1	Reina Anema	DC2	NED	28	I	22	1:26.32	43.160	
2	5	Doreen Lamb	DC2	GER	29	I	20	1:28.04	44.020	0.860
3	2	Annemarie Boer	DC2	NED	29	O	18	1:28.69	44.345	1.185
4	3	Julia Berentschot	DC2	NED	27	O	16	1:29.01	44.505	1.345
5	4	Nina van Tol	DC2	NED	26	I	14	1:29.14	44.570	1.410
6	9	Anne Gulbrandsen	DC2	NOR	27	I	12	1:31.50	45.750	2.590
7	6	Jessica Beckert	DC1	GER	25	I	10	1:32.90	46.450	3.290 PB
8	10	Sofie Karoline Haugen	DC1	NOR	28	O	8	1:34.08	47.040	3.880
9	11	Ellen Bjertnes	DC1	NOR	30	I	6	1:34.35	47.175	4.015
10	8	Stefanie Naumann	DC2	GER	26	O	4	1:34.48	47.240	4.080
11	7	Theresa Beran	DC2	GER	30	O	2	1:35.16	47.580	4.420
12	12	Marte Vatn	DC1	NOR	25	O	1	1:35.28	47.640	4.480

6: Men Junior C 1500 meter.

Pos	Nr	Competitor	Cat	Nat.	Pair	Tr	Pnt	Time	Behind	Info
1	13	Lennart Velema	HC2	NED	33	I	22	2:02.07	40.690	
2	14	Kai Verbij	HC1	NED	34	O	20	2:04.42	41.473	0.783 PB
3	21	Siemen Spieler Nilsen	HC2	NOR	35	O	18	2:04.43	41.476	0.786
4	22	Viktor Nybråten	HC2	NOR	34	I	16	2:07.80	42.600	1.910 PB
5	16	Bjorn Bakker	HC2	NED	32	O	14	2:08.56	42.853	2.163
6	15	Luuc Bugter	HC2	NED	31	I	12	2:08.88	42.960	2.270
7	18	Maximilian Dziwoki	HC2	GER	36	O	10	2:12.19	44.063	3.373
8	23	Fredrik Nybråten	HC1	NOR	36	I	8	2:12.31	44.103	3.413 PB
9	24	Runar Njåtun Krøjer	HC1	NOR	31	O	6	2:15.31	45.103	4.413 PB
10	19	Hannes Sauerteig	HC2	GER	33	O	4	2:15.69	45.230	4.540 PB
11	17	Florian Kraft	HC2	GER	32	I	2	2:16.15	45.383	4.693 PB
12	20	Timo Tresp	HC2	GER	35	I	1	2:18.68	46.226	5.536

7: Ladies Junior B 1500 meter.

Pos	Nr	Competitor	Cat	Nat.	Pair	Tr	Pnt	Time	Behind	Info
1	25	Lotte van Beek	DB2	NED	38	I	22	2:09.46	43.153	TRB
2	28	Manon Kamminga	DB2	NED	40	I	20	2:10.78	43.593	0.440
3	26	Julia van Gardingen	DB2	NED	41	O	18	2:11.67	43.890	0.737
4	27	Bo van der Werff	DB1	NED	39	O	16	2:14.71	44.903	1.750
5	31	Vivien Fischer	DB2	GER	37	O	14	2:15.35	45.116	1.963
6	29	Michele Metz	DB1	GER	40	O	12	2:16.17	45.390	2.237 PB
7	30	Miriam Neumann	DB1	GER	41	I	10	2:18.67	46.223	3.070 PB
8	32	Milana Evsikova	DB1	GER	42	I	8	2:18.96	46.320	3.167
9	35	Mari Grøslund	DB2	NOR	39	I	6	2:26.87	48.956	5.803 PB
10	34	Heidi Ruistuen	DB1	NOR	42	O	4	2:27.73	49.243	6.090
11	36	Suzanne van Megen	DB2	NOR	38	O	2	2:27.95	49.316	6.163
33		Maiken Nervik	DB1	NOR	37	I		NS		NS

8: Men Junior B 1500 meter.

Pos	Nr	Competitor	Cat	Nat.	Pair	Tr	Pnt	Time	Behind	Info
1	38	Frank Hermans	HB2	NED	48	I	22	1:58.05	39.350	
2	39	Jasper Bovenhuis	HB2	NED	44	I	20	2:00.64	40.213	0.863
3	45	Håvard Lorentzen	HB1	NOR	43	I	18	2:00.79	40.263	0.913 PB
4	40	Aron Romeijn	HB2	NED	47	O	16	2:00.95	40.316	0.966
5	47	Andreas Minge	HB2	NOR	46	I	14	2:01.50	40.500	1.150
6	37	Jeffrey van Norden	HB1	NED	45	O	12	2:02.33	40.776	1.426
7	48	Mattis Bergh	HB2	NOR	48	O	10	2:02.79	40.930	1.580
8	46	Henrik Hvesser	HB2	NOR	44	O	8	2:03.70	41.233	1.883
9	41	Franz Weickert	HB2	GER	47	I	6	2:03.74	41.246	1.896
10	42	Lukas Tauchmann	HB1	GER	43	O	4	2:05.12	41.706	2.356 PB
11	44	Julian Pissang	HB2	GER	46	O	2	2:08.02	42.673	3.323 PB
12	43	Johannes Kahlich	HB2	GER	45	I	1	2:08.53	42.843	3.493 PB

Date: 29-11-2008

Classification after 2 distances

Print: 29-11-2008 21:18

Ladies Junior C

Pos	Nr	Competitor	Cat	Nat.	500m	1000m	Points	500m
1	1	Reina Anema	DC2	NED	42.69 (1)	1:26.32 (1)	85.850	
2	5	Doreen Lamb	DC2	GER	43.38 (3)	1:28.04 (2)	87.400	01.55
3	3	Julia Berentschot	DC2	NED	43.29 (2)	1:29.01 (4)	87.795	01.95
4	4	Nina van Tol	DC2	NED	43.51 (4)	1:29.14 (5)	88.080	02.23
5	2	Annemarie Boer	DC2	NED	44.90 (6)	1:28.69 (3)	89.245	03.40
6	9	Anne Gulbrandsen	DC2	NOR	44.74 (5)	1:31.50 (6)	90.490	04.64
7	10	Sofie Karoline Haugen	DC1	NOR	45.33 (7)	1:34.08 (8)	92.370	06.52
8	8	Stefanie Naumann	DC2	GER	45.62 (8)	1:34.48 (10)	92.860	07.01
9	6	Jessica Beckert	DC1	GER	46.49 (10)	1:32.90 (7)	92.940	07.09
10	12	Marte Vatn	DC1	NOR	46.05 (9)	1:35.28 (12)	93.690	07.84
11	11	Ellen Bjertnes	DC1	NOR	47.25 (12)	1:34.35 (9)	94.425	08.58
12	7	Theresa Beran	DC2	GER	46.91 (11)	1:35.16 (11)	94.490	08.64

Men Junior C

Pos	Nr	Competitor	Cat	Nat.	500m	1500m	Points	1000m
1	13	Lennart Velema	HC2	NED	39.73 (1)	2:02.07 (1)	80.420	
2	14	Kai Verbij	HC1	NED	40.66 (2)	2:04.42 (2)	82.133	03.43
3	21	Siemen Spieler Nilsen	HC2	NOR	40.79 (3)	2:04.43 (3)	82.266	03.70
4	22	Viktor Nybråten	HC2	NOR	41.69 (7)	2:07.80 (4)	84.290	07.74
5	15	Luuc Bugter	HC2	NED	41.34 (5)	2:08.88 (6)	84.300	07.76
6	16	Bjorn Bakker	HC2	NED	41.58 (6)	2:08.56 (5)	84.433	08.03
7	18	Maximilian Dziwoki	HC2	GER	40.98 (4)	2:12.19 (7)	85.043	09.25
8	23	Fredrik Nybråten	HC1	NOR	43.14 (9)	2:12.31 (8)	87.243	13.65
9	19	Hannes Sauerteig	HC2	GER	43.28 (11)	2:15.69 (10)	88.510	16.18
10	17	Florian Kraft	HC2	GER	43.20 (10)	2:16.15 (11)	88.583	16.33
11	20	Timo Tresp	HC2	GER	42.76 (8)	2:18.68 (12)	88.986	17.14
12	24	Runar Njåtun Krøjer	HC1	NOR	44.00 (12)	2:15.31 (9)	89.103	17.37

Ladies Junior B

Pos	Nr	Competitor	Cat	Nat.	500m	1500m	Points	1000m
1	25	Lotte van Beek	DB2	NED	41.90 (1)	2:09.46 (1)	85.053	
2	26	Julia van Gardingen	DB2	NED	42.38 (3)	2:11.67 (3)	86.270	02.44
3	28	Manon Kamminga	DB2	NED	42.99 (4)	2:10.78 (2)	86.583	03.06
4	27	Bo van der Werff	DB1	NED	42.05 (2)	2:14.71 (4)	86.953	03.80
5	31	Vivien Fischer	DB2	GER	43.93 (5)	2:15.35 (5)	89.046	07.99
6	29	Michele Metz	DB1	GER	43.97 (6)	2:16.17 (6)	89.360	08.62
7	30	Miriam Neumann	DB1	GER	44.51 (7)	2:18.67 (7)	90.733	11.36
8	32	Milana Evsikova	DB1	GER	44.68 (8)	2:18.96 (8)	91.000	11.90
9	35	Mari Grøslund	DB2	NOR	46.49 (10)	2:26.87 (9)	95.446	20.79
10	34	Heidi Ruistuen	DB1	NOR	46.83 (11)	2:27.73 (10)	96.073	22.04
11	36	Suzanne van Megen	DB2	NOR	46.93 (12)	2:27.95 (11)	96.246	22.39
33		Maiken Nervik	DB1	NOR	45.28 (9)	NS	45.280	

Men Junior B

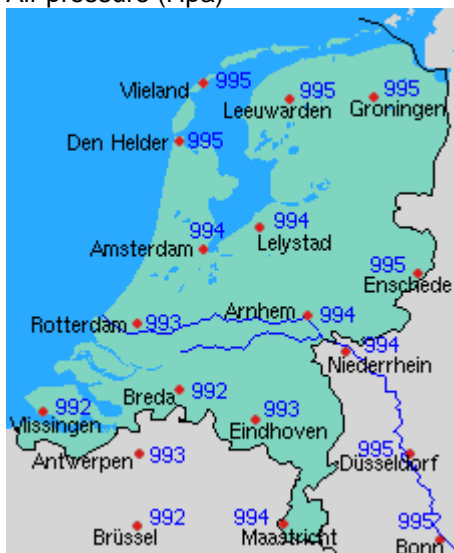
Pos	Nr	Competitor	Cat	Nat.	500m	1500m	Points	1000m
1	38	Frank Hermans	HB2	NED	39.55 (2)	1:58.05 (1)	78.900	
2	40	Aron Romeijn	HB2	NED	38.93 (1)	2:00.95 (4)	79.246	00.70
3	47	Andreas Minge	HB2	NOR	39.76 (5)	2:01.50 (5)	80.260	02.72
4	45	Håvard Lorentzen	HB1	NOR	40.09 (7)	2:00.79 (3)	80.353	02.91
5	48	Mattis Bergh	HB2	NOR	39.69 (4)	2:02.79 (7)	80.620	03.44
6	37	Jeffrey van Norden	HB1	NED	39.93 (6)	2:02.33 (6)	80.706	03.62
7	39	Jasper Bovenhuis	HB2	NED	40.61 (8)	2:00.64 (2)	80.823	03.85
8	41	Franz Weickert	HB2	GER	39.66 (3)	2:03.74 (9)	80.906	04.02
9	46	Henrik Hvesser	HB2	NOR	40.67 (9)	2:03.70 (8)	81.903	06.01
10	42	Lukas Tauchmann	HB1	GER	40.68 (10)	2:05.12 (10)	82.386	06.98
11	43	Johannes Kahlich	HB2	GER	41.59 (11)	2:08.53 (12)	84.433	11.07
44		Julian Pissang	HB2	GER	DQ	2:08.02 (11)	42.673	

Weather conditions Icerink Breda on 30 November 2008. Time 16:30 hour local time+

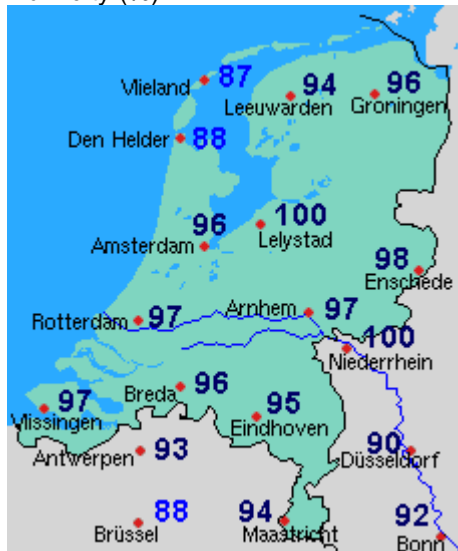
Temperature (oC)



Air pressure (Hpa)



Humidity (%)



Precipitation (mm)



Date: 29-11-2008

Final results

Print: 30-11-2008 17:30

9: Ladies Junior C 500 meter.

Pos	Nr	Competitor	Cat	Nat.	Pair	Tr	Pnt	Time	Behind	Info
1	1	Reina Anema	DC2	NED	6	O	22	43.42	43.420	
2	4	Nina van Tol	DC2	NED	4	O	20	43.72	43.720	0.300
3	3	Julia Berentschot	DC2	NED	5	I	18	43.89	43.890	0.470
4	9	Anne Gulbrandsen	DC2	NOR	4	I	16	44.70	44.700	1.280
5	2	Annemarie Boer	DC2	NED	3	I	14	44.94	44.940	1.520
6	8	Stefanie Naumann	DC2	GER	5	O	12	45.70	45.700	2.280
7	12	Marte Vatn	DC1	NOR	3	O	10	45.84	45.840	2.420
8	10	Sofie Karoline Haugen	DC1	NOR	2	I	8	46.32	46.320	2.900
9	6	Jessica Beckert	DC1	GER	2	O	6	46.51	46.510	3.090
10	7	Theresa Beran	DC2	GER	1	I	4	47.95	47.950	4.530
11	11	Ellen Bjertnes	DC1	NOR	1	O	2	48.17	48.170	4.750
	5	Doreen Lamb	DC2	GER	6	I		NS		NS

10: Men Junior C 1000 meter.

Pos	Nr	Competitor	Cat	Nat.	Pair	Tr	Pnt	Time	Behind	Info
1	13	Lennart Velema	HC2	NED	12	I	22	1:18.72	39.360	TRC
2	21	Siemen Spieler Nilsen	HC2	NOR	12	O	20	1:21.02	40.510	1.150
3	15	Luuc Bugter	HC2	NED	10	I	18	1:21.70	40.850	1.490
4	14	Kai Verbij	HC1	NED	11	O	16	1:21.74	40.870	1.510
5	16	Bjorn Bakker	HC2	NED	9	O	14	1:23.58	41.790	2.430
6	22	Viktor Nybråten	HC2	NOR	11	I	12	1:23.78	41.890	2.530 PB
7	18	Maximilian Dziwoki	HC2	GER	10	O	10	1:24.72	42.360	3.000
8	23	Fredrik Nybråten	HC1	NOR	8	I	8	1:25.56	42.780	3.420 PB
9	24	Runar Njåtun Krøjer	HC1	NOR	7	O	6	1:26.80	43.400	4.040 PB
10	17	Florian Kraft	HC2	GER	8	O	4	1:27.72	43.860	4.500 PB
11	19	Hannes Sauerteig	HC2	GER	9	I	2	1:28.29	44.145	4.785 PB
12	20	Timo Tresp	HC2	GER	7	I	1	1:29.23	44.615	5.255

11: Ladies Junior B 1000 meter.

Pos	Nr	Competitor	Cat	Nat.	Pair	Tr	Pnt	Time	Behind	Info
1	25	Lotte van Beek	DB2	NED	18	I	22	1:23.51	41.755	TRB
2	28	Manon Kamminga	DB2	NED	16	I	20	1:25.54	42.770	1.015
3	26	Julia van Gardingen	DB2	NED	17	O	18	1:26.44	43.220	1.465
4	31	Vivien Fischer	DB2	GER	18	O	16	1:27.25	43.625	1.870
5	27	Bo van der Werff	DB1	NED	15	O	14	1:27.64	43.820	2.065
6	29	Michele Metz	DB1	GER	17	I	12	1:29.32	44.660	2.905 PB
7	30	Miriam Neumann	DB1	GER	14	O	10	1:29.96	44.980	3.225 PB
8	32	Milana Evsikova	DB1	GER	13	I	8	1:31.35	45.675	3.920
9	36	Suzanne van Megen	DB2	NOR	14	I	6	1:33.56	46.780	5.025
10	35	Mari Grøslund	DB2	NOR	16	O	4	1:34.37	47.185	5.430 PB
11	34	Heidi Ruistuen	DB1	NOR	15	I	2	1:34.63	47.315	5.560

12: Men Junior B 1000 meter.

Pos	Nr	Competitor	Cat	Nat.	Pair	Tr	Pnt	Time	Behind	Info
1	38	Frank Hermans	HB2	NED	24	I	22	1:16.44	38.220	PB
2	45	Håvard Lorentzen	HB1	NOR	23	I	20	1:16.49	38.245	0.025 PB
3	39	Jasper Bovenhuis	HB2	NED	20	O	18	1:17.95	38.975	0.755
4	40	Aron Romeijn	HB2	NED	23	O	16	1:18.02	39.010	0.790
5	47	Andreas Minge	HB2	NOR	24	O	14	1:18.41	39.205	0.985
6	37	Jeffrey van Norden	HB1	NED	21	I	12	1:18.89	39.445	1.225
7	48	Mattis Bergh	HB2	NOR	22	O	10	1:19.22	39.610	1.390
8	41	Franz Weickert	HB2	GER	22	I	8	1:19.25	39.625	1.405
9	46	Henrik Hvesser	HB2	NOR	19	I	6	1:20.42	40.210	1.990
10	42	Lukas Tauchmann	HB1	GER	21	O	4	1:20.84	40.420	2.200 PB
11	44	Julian Pissang	HB2	GER	19	O	2	1:21.97	40.985	2.765 PB
12	43	Johannes Kahlich	HB2	GER	20	I	1	1:23.09	41.545	3.325 PB

Date: 29-11-2008

Classification after 3 distances

Print: 30-11-2008 17:28

Ladies Junior C

Pos	Nr	Competitor	Cat	Nat.	500m	1000m	500m	Points	1500m
1	1	Reina Anema	DC2	NED	42.69 (1)	1:26.32 (1)	43.42 (1)	129.270	
2	3	Julia Berentschot	DC2	NED	43.29 (2)	1:29.01 (4)	43.89 (3)	131.685	07.25
3	4	Nina van Tol	DC2	NED	43.51 (4)	1:29.14 (5)	43.72 (2)	131.800	07.59
4	2	Annemarie Boer	DC2	NED	44.90 (6)	1:28.69 (3)	44.94 (5)	134.185	14.75
5	9	Anne Gulbrandsen	DC2	NOR	44.74 (5)	1:31.50 (6)	44.70 (4)	135.190	17.76
6	8	Stefanie Naumann	DC2	GER	45.62 (8)	1:34.48 (10)	45.70 (6)	138.560	27.87
7	10	Sofie Karoline Haugen	DC1	NOR	45.33 (7)	1:34.08 (8)	46.32 (8)	138.690	28.26
8	6	Jessica Beckert	DC1	GER	46.49 (10)	1:32.90 (7)	46.51 (9)	139.450	30.54
9	12	Marte Vatn	DC1	NOR	46.05 (9)	1:35.28 (12)	45.84 (7)	139.530	30.78
10	7	Theresa Beran	DC2	GER	46.91 (11)	1:35.16 (11)	47.95 (10)	142.440	39.51
11	11	Ellen Bjertnes	DC1	NOR	47.25 (12)	1:34.35 (9)	48.17 (11)	142.595	39.98
	5	Doreen Lamb	DC2	GER	43.38 (3)	1:28.04 (2)	NS	87.400	

Men Junior C

Pos	Nr	Competitor	Cat	Nat.	500m	1500m	1000m	Points	3000m
1	13	Lennart Velema	HC2	NED	39.73 (1)	2:02.07 (1)	1:18.72 (1)	119.780	
2	21	Siemen Spieler Nilsen	HC2	NOR	40.79 (3)	2:04.43 (3)	1:21.02 (2)	122.776	17.98
3	14	Kai Verbij	HC1	NED	40.66 (2)	2:04.42 (2)	1:21.74 (4)	123.003	19.34
4	15	Luuc Bugter	HC2	NED	41.34 (5)	2:08.88 (6)	1:21.70 (3)	125.150	32.22
5	22	Viktor Nybråten	HC2	NOR	41.69 (7)	2:07.80 (4)	1:23.78 (6)	126.180	38.40
6	16	Bjorn Bakker	HC2	NED	41.58 (6)	2:08.56 (5)	1:23.58 (5)	126.223	38.66
7	18	Maximilian Dziwoki	HC2	GER	40.98 (4)	2:12.19 (7)	1:24.72 (7)	127.403	45.74
8	23	Fredrik Nybråten	HC1	NOR	43.14 (9)	2:12.31 (8)	1:25.56 (8)	130.023	1:01.46
9	17	Florian Kraft	HC2	GER	43.20 (10)	2:16.15 (11)	1:27.72 (10)	132.443	1:15.98
10	24	Runar Njåtun Krøjer	HC1	NOR	44.00 (12)	2:15.31 (9)	1:26.80 (9)	132.503	1:16.34
11	19	Hannes Sauerteig	HC2	GER	43.28 (11)	2:15.69 (10)	1:28.29 (11)	132.655	1:17.25
12	20	Timo Tresp	HC2	GER	42.76 (8)	2:18.68 (12)	1:29.23 (12)	133.601	1:22.93

Ladies Junior B

Pos	Nr	Competitor	Cat	Nat.	500m	1500m	1000m	Points	3000m
1	25	Lotte van Beek	DB2	NED	41.90 (1)	2:09.46 (1)	1:23.51 (1)	126.808	
2	28	Manon Kamminga	DB2	NED	42.99 (4)	2:10.78 (2)	1:25.54 (2)	129.353	15.27
3	26	Julia van Gardingen	DB2	NED	42.38 (3)	2:11.67 (3)	1:26.44 (3)	129.490	16.10
4	27	Bo van der Werff	DB1	NED	42.05 (2)	2:14.71 (4)	1:27.64 (5)	130.773	23.79
5	31	Vivien Fischer	DB2	GER	43.93 (5)	2:15.35 (5)	1:27.25 (4)	132.671	35.18
6	29	Michele Metz	DB1	GER	43.97 (6)	2:16.17 (6)	1:29.32 (6)	134.020	43.28
7	30	Miriam Neumann	DB1	GER	44.51 (7)	2:18.67 (7)	1:29.96 (7)	135.713	53.43
8	32	Milana Evsikova	DB1	GER	44.68 (8)	2:18.96 (8)	1:31.35 (8)	136.675	59.21
9	35	Mari Grøslund	DB2	NOR	46.49 (9)	2:26.87 (9)	1:34.37 (10)	142.631	1:34.94
10	36	Suzanne van Megen	DB2	NOR	46.93 (11)	2:27.95 (11)	1:33.56 (9)	143.026	1:37.31
11	34	Heidi Ruistuen	DB1	NOR	46.83 (10)	2:27.73 (10)	1:34.63 (11)	143.388	1:39.48

Men Junior B

Pos	Nr	Competitor	Cat	Nat.	500m	1500m	1000m	Points	3000m
1	38	Frank Hermans	HB2	NED	39.55 (2)	1:58.05 (1)	1:16.44 (1)	117.120	
2	40	Aron Romeijn	HB2	NED	38.93 (1)	2:00.95 (4)	1:18.02 (4)	118.256	06.82
3	45	Håvard Lorentzen	HB1	NOR	40.09 (7)	2:00.79 (3)	1:16.49 (2)	118.598	08.87
4	47	Andreas Minge	HB2	NOR	39.76 (5)	2:01.50 (5)	1:18.41 (5)	119.465	14.07
5	39	Jasper Bovenhuis	HB2	NED	40.61 (8)	2:00.64 (2)	1:17.95 (3)	119.798	16.07
6	37	Jeffrey van Norden	HB1	NED	39.93 (6)	2:02.33 (6)	1:18.89 (6)	120.151	18.19
7	48	Mattis Bergh	HB2	NOR	39.69 (4)	2:02.79 (7)	1:19.22 (7)	120.230	18.66
8	41	Franz Weickert	HB2	GER	39.66 (3)	2:03.74 (9)	1:19.25 (8)	120.531	20.47
9	46	Henrik Hvesser	HB2	NOR	40.67 (9)	2:03.70 (8)	1:20.42 (9)	122.113	29.96
10	42	Lukas Tauchmann	HB1	GER	40.68 (10)	2:05.12 (10)	1:20.84 (10)	122.806	34.12
11	43	Johannes Kahlich	HB2	GER	41.59 (11)	2:08.53 (12)	1:23.09 (12)	125.978	53.15
	44	Julian Pissang	HB2	GER	DQ	2:08.02 (11)	1:21.97 (11)	83.658	

Date: 29-11-2008

Final results

Print: 30-11-2008 19:45

13: Ladies Junior C 1500 meter.

Pos	Nr	Competitor	Cat	Nat.	Pair	Tr	Pnt		Time	Behind	Info
1	1	Reina Anema	DC2	NED	30	I	22	2:11.76	43.920		TRC
2	2	Annemarie Boer	DC2	NED	27	O	20	2:18.48	46.160	2.240	
3	3	Julia Berentschot	DC2	NED	29	O	18	2:18.84	46.280	2.360	
4	4	Nina van Tol	DC2	NED	28	I	16	2:19.64	46.546	2.626	
5	6	Jessica Beckert	DC1	GER	28	O	14	2:19.95	46.650	2.730	PB
6	9	Anne Gulbrandsen	DC2	NOR	30	O	12	2:23.87	47.956	4.036	
7	7	Theresa Beran	DC2	GER	26	I	10	2:26.11	48.703	4.783	
8	12	Marte Vatn	DC1	NOR	26	O	8	2:27.17	49.056	5.136	PB
9	10	Sofie Karoline Haugen	DC1	NOR	27	I	6	2:27.41	49.136	5.216	
10	8	Stefanie Naumann	DC2	GER	29	I	4	2:27.72	49.240	5.320	
11	11	Ellen Bjertnes	DC1	NOR	25	I	2	2:30.14	50.046	6.126	
	5	Doreen Lamb	DC2	GER	25	O		2:16.17	45.390		OC

14: Men Junior C 3000 meter.

Pos	Nr	Competitor	Cat	Nat.	Pair	Tr	Pnt		Time	Behind	Info
1	21	Siemen Spieler Nilsen	HC2	NOR	36	O	22	4:18.17	43.028		TRC
2	13	Lennart Velema	HC2	NED	36	I	20	4:20.06	43.343	0.315	PB
3	15	Luuc Bugter	HC2	NED	34	I	18	4:22.80	43.800	0.772	PB
4	14	Kai Verbij	HC1	NED	35	O	16	4:23.65	43.941	0.913	PB
5	22	Viktor Nybråten	HC2	NOR	35	I	14	4:31.38	45.230	2.202	
6	23	Fredrik Nybråten	HC1	NOR	32	I	12	4:33.37	45.561	2.533	
7	16	Bjorn Bakker	HC2	NED	33	O	10	4:34.93	45.821	2.793	PB
8	24	Runar Njåtun Krøjer	HC1	NOR	31	O	8	4:44.12	47.353	4.325	
9	17	Florian Kraft	HC2	GER	33	I	6	4:44.44	47.406	4.378	
10	19	Hannes Sauerteig	HC2	GER	32	O	4	4:46.21	47.701	4.673	
11	18	Maximilian Dziwoki	HC2	GER	34	O	2	4:46.66	47.776	4.748	
12	20	Timo Tresp	HC2	GER	31	I	1	4:50.76	48.460	5.432	

15: Ladies Junior B 3000 meter.

Pos	Nr	Competitor	Cat	Nat.	Pair	Tr	Pnt		Time	Behind	Info
1	25	Lotte van Beek	DB2	NED	42	I	22	4:35.57	45.928		TRB
2	28	Manon Kamminga	DB2	NED	41	O	20	4:40.43	46.738	0.810	
3	26	Julia van Gardingen	DB2	NED	40	I	18	4:42.41	47.068	1.140	
4	29	Michele Metz	DB1	GER	41	I	16	4:46.29	47.715	1.787	
5	32	Milana Evsikova	DB1	GER	38	I	14	4:48.68	48.113	2.185	
6	27	Bo van der Werff	DB1	NED	39	O	12	4:50.39	48.398	2.470	
7	31	Vivien Fischer	DB2	GER	42	O	10	4:50.48	48.413	2.485	
8	35	Mari Grøslund	DB2	NOR	39	I	8	5:08.25	51.375	5.447	PB
9	36	Suzanne van Megen	DB2	NOR	38	O	6	5:09.51	51.585	5.657	
10	34	Heidi Ruistuen	DB1	NOR	37	I	4	5:14.98	52.496	6.568	
	30	Miriam Neumann	DB1	GER	40	O			DQ		DQ

16: Men Junior B 3000 meter.

Pos	Nr	Competitor	Cat	Nat.	Pair	Tr	Pnt		Time	Behind	Info
1	38	Frank Hermans	HB2	NED	48	I	22	4:03.66	40.610		TRB
2	39	Jasper Bovenhuis	HB2	NED	46	I	20	4:08.75	41.458	0.848	
3	47	Andreas Minge	HB2	NOR	47	I	18	4:13.72	42.286	1.676	
4	45	Håvard Lorentzen	HB1	NOR	48	O	16	4:14.66	42.443	1.833	
5	40	Aron Romeijn	HB2	NED	47	O	14	4:15.93	42.655	2.045	
6	37	Jeffrey van Norden	HB1	NED	45	O	12	4:16.57	42.761	2.151	
7	44	Julian Pissang	HB2	GER	43	I	10	4:24.10	44.016	3.406	
8	41	Franz Weickert	HB2	GER	46	O	8	4:24.34	44.056	3.446	
9	46	Henrik Hvesser	HB2	NOR	43	O	6	4:24.59	44.098	3.488	
10	48	Mattis Bergh	HB2	NOR	44	I	4	4:24.86	44.143	3.533	
11	42	Lukas Tauchmann	HB1	GER	45	I	2	4:29.38	44.896	4.286	
12	43	Johannes Kahlich	HB2	GER	44	O	1	4:36.55	46.091	5.481	

Date: 29-11-2008

Classification after 4 distances

Print: 30-11-2008 19:40

Ladies Junior C

Pos	Nr	Competitor	Cat	Nat.	500m	1000m	500m	1500m	Points	Behind
1	1	Reina Anema	DC2	NED	42.69 (1)	1:26.32 (1)	43.42 (1)	2:11.76 (1)	173.190	
2	3	Julia Berentschot	DC2	NED	43.29 (2)	1:29.01 (4)	43.89 (3)	2:18.84 (3)	177.965	4.775
3	4	Nina van Tol	DC2	NED	43.51 (4)	1:29.14 (5)	43.72 (2)	2:19.64 (4)	178.346	5.156
4	2	Annemarie Boer	DC2	NED	44.90 (6)	1:28.69 (3)	44.94 (5)	2:18.48 (2)	180.345	7.155
5	9	Anne Gulbrandsen	DC2	NOR	44.74 (5)	1:31.50 (6)	44.70 (4)	2:23.87 (6)	183.146	9.956
6	6	Jessica Beckert	DC1	GER	46.49 (10)	1:32.90 (7)	46.51 (9)	2:19.95 (5)	186.100	12.910
7	8	Stefanie Naumann	DC2	GER	45.62 (8)	1:34.48 (10)	45.70 (6)	2:27.72 (10)	187.800	14.610
8	10	Sofie Karoline Haugen	DC1	NOR	45.33 (7)	1:34.08 (8)	46.32 (8)	2:27.41 (9)	187.826	14.636
9	12	Marte Vatn	DC1	NOR	46.05 (9)	1:35.28 (12)	45.84 (7)	2:27.17 (8)	188.586	15.396
10	7	Theresa Beran	DC2	GER	46.91 (11)	1:35.16 (11)	47.95 (10)	2:26.11 (7)	191.143	17.953
11	11	Ellen Bjertnes	DC1	NOR	47.25 (12)	1:34.35 (9)	48.17 (11)	2:30.14 (11)	192.641	19.451
	5	Doreen Lamb	DC2	GER	43.38 (3)	1:28.04 (2)	NS	2:16.17 (OC)	87.400	

Men Junior C

Pos	Nr	Competitor	Cat	Nat.	500m	1500m	1000m	3000m	Points	Behind
1	13	Lennart Velema	HC2	NED	39.73 (1)	2:02.07 (1)	1:18.72 (1)	4:20.06 (2)	163.123	
2	21	Siemen Spieler Nilsen	HC2	NOR	40.79 (3)	2:04.43 (3)	1:21.02 (2)	4:18.17 (1)	165.804	2.681
3	14	Kai Verbij	HC1	NED	40.66 (2)	2:04.42 (2)	1:21.74 (4)	4:23.65 (4)	166.944	3.821
4	15	Luuc Bugter	HC2	NED	41.34 (5)	2:08.88 (6)	1:21.70 (3)	4:22.80 (3)	168.950	5.827
5	22	Viktor Nybråten	HC2	NOR	41.69 (7)	2:07.80 (4)	1:23.78 (6)	4:31.38 (5)	171.410	8.287
6	16	Bjorn Bakker	HC2	NED	41.58 (6)	2:08.56 (5)	1:23.58 (5)	4:34.93 (7)	172.044	8.921
7	18	Maximilian Dziwoki	HC2	GER	40.98 (4)	2:12.19 (7)	1:24.72 (7)	4:46.66 (11)	175.179	12.056
8	23	Fredrik Nybråten	HC1	NOR	43.14 (9)	2:12.31 (8)	1:25.56 (8)	4:33.37 (6)	175.584	12.461
9	17	Florian Kraft	HC2	GER	43.20 (10)	2:16.15 (11)	1:27.72 (10)	4:44.44 (9)	179.849	16.726
10	24	Runar Njåtun Krøjer	HC1	NOR	44.00 (12)	2:15.31 (9)	1:26.80 (9)	4:44.12 (8)	179.856	16.733
11	19	Hannes Sauerteig	HC2	GER	43.28 (11)	2:15.69 (10)	1:28.29 (11)	4:46.21 (10)	180.356	17.233
12	20	Timo Tresp	HC2	GER	42.76 (8)	2:18.68 (12)	1:29.23 (12)	4:50.76 (12)	182.061	18.938

Ladies Junior B

Pos	Nr	Competitor	Cat	Nat.	500m	1500m	1000m	3000m	Points	Behind
1	25	Lotte van Beek	DB2	NED	41.90 (1)	2:09.46 (1)	1:23.51 (1)	4:35.57 (1)	172.736	
2	28	Manon Kamminga	DB2	NED	42.99 (4)	2:10.78 (2)	1:25.54 (2)	4:40.43 (2)	176.091	3.355
3	26	Julia van Gardingen	DB2	NED	42.38 (3)	2:11.67 (3)	1:26.44 (3)	4:42.41 (3)	176.558	3.822
4	27	Bo van der Werff	DB1	NED	42.05 (2)	2:14.71 (4)	1:27.64 (5)	4:50.39 (6)	179.171	6.435
5	31	Vivien Fischer	DB2	GER	43.93 (5)	2:15.35 (5)	1:27.25 (4)	4:50.48 (7)	181.084	8.348
6	29	Michele Metz	DB1	GER	43.97 (6)	2:16.17 (6)	1:29.32 (6)	4:46.29 (4)	181.735	8.999
7	32	Milana Evsikova	DB1	GER	44.68 (8)	2:18.96 (8)	1:31.35 (8)	4:48.68 (5)	184.788	12.052
8	35	Mari Grøslund	DB2	NOR	46.49 (10)	2:26.87 (9)	1:34.37 (10)	5:08.25 (8)	194.006	21.270
9	36	Suzanne van Megen	DB2	NOR	46.93 (12)	2:27.95 (11)	1:33.56 (9)	5:09.51 (9)	194.611	21.875
10	34	Heidi Ruistuen	DB1	NOR	46.83 (11)	2:27.73 (10)	1:34.63 (11)	5:14.98 (10)	195.884	23.148
	30	Miriam Neumann	DB1	GER	44.51 (7)	2:18.67 (7)	1:29.96 (7)	DQ	135.713	
	33	Maiken Nervik	DB1	NOR	45.28 (9)	NS			45.280	

Men Junior B

Pos	Nr	Competitor	Cat	Nat.	500m	1500m	1000m	3000m	Points	Behind
1	38	Frank Hermans	HB2	NED	39.55 (2)	1:58.05 (1)	1:16.44 (1)	4:03.66 (1)	157.730	
2	40	Aron Romeijn	HB2	NED	38.93 (1)	2:00.95 (4)	1:18.02 (4)	4:15.93 (5)	160.911	3.181
3	45	Håvard Lorentzen	HB1	NOR	40.09 (7)	2:00.79 (3)	1:16.49 (2)	4:14.66 (4)	161.041	3.311
4	39	Jasper Bovenhuis	HB2	NED	40.61 (8)	2:00.64 (2)	1:17.95 (3)	4:08.75 (2)	161.256	3.526
5	47	Andreas Minge	HB2	NOR	39.76 (5)	2:01.50 (5)	1:18.41 (5)	4:13.72 (3)	161.751	4.021
6	37	Jeffrey van Norden	HB1	NED	39.93 (6)	2:02.33 (6)	1:18.89 (6)	4:16.57 (6)	162.912	5.182
7	48	Mattis Bergh	HB2	NOR	39.69 (4)	2:02.79 (7)	1:19.22 (7)	4:24.86 (10)	164.373	6.643
8	41	Franz Weickert	HB2	GER	39.66 (3)	2:03.74 (9)	1:19.25 (8)	4:24.34 (8)	164.587	6.857
9	46	Henrik Hvesser	HB2	NOR	40.67 (9)	2:03.70 (8)	1:20.42 (9)	4:24.59 (9)	166.211	8.481
10	42	Lukas Tauchmann	HB1	GER	40.68 (10)	2:05.12 (10)	1:20.84 (10)	4:29.38 (11)	167.702	9.972
11	43	Johannes Kahlich	HB2	GER	41.59 (11)	2:08.53 (12)	1:23.09 (12)	4:36.55 (12)	172.069	14.339
	44	Julian Pissang	HB2	GER	DQ	2:08.02 (11)	1:21.97 (11)	4:24.10 (7)	127.674	

Date: 29-11-2008 Team points per country Print: 30-11-2008 19:46

Team points per distances

Country	Tot	1	2	3	4	5	6	7	8	9	10	11	12	13	14	15	16
NED	1126	70	68	76	62	70	68	76	70	74	70	74	68	76	64	72	68
NOR	552	31	35	13	46	27	48	12	50	36	46	12	50	28	56	18	44
GER	442	32	30	44	24	36	17	44	13	22	17	46	15	28	13	40	21

Team points after 16 distances

Nr	Country	Description	Points
1	Nederland	NED	1126 pnt
2	Noorwegen	NOR	552 pnt
3	Duitsland	GER	442 pnt